















SPECIFICATIONS

	GEOLOGY	
	TYPE	Quartzitic Sandstone (Mica-Schist Quartz)
	PATTERN	2:1 Dimensional or Coursed
	HEIGHTS	2-1/2", 5"
	LENGTHS	Thin Veneer Only: 6" - 20" (Crated or palletized material can exceed 20")
	DEPTHS	1/2" to 3/4"
	COLORS	Bronze, copper, tan, brown hues
	COVERAGE	Available in thin veneer only.
	WEIGHT	12 lbs per square foot
	FLATS	10 s/f Box, 120/180/200 s/f Crate
	CORNERS	10 l/f Box, 100 l/f Crate
	NOTES	<p><i>(While Supplies Last - Call for Availability - Flat & Corner bagged material is no longer available.)</i></p> <p>* Packaged assuming a tight-fit installation. Please review the Corners Installation PDF document.</p>

ASTM C-97

Water Absorption %	.9
Bulk Specific Gravity	

ASTM C-170

Parallel to Rift, Dry (psi)	18175
Parallel to Rift, Wet (psi)	31470
Perpendicular to Rift, Dry (psi)	
Perpendicular to Rift, Wet (psi)	

ASTM C-99

Parallel to Rift, Dry (psi)	5584
Parallel to Rift, Wet (psi)	5502

ASTM C-880

Perpendicular to Rift, Dry (psi)	3984
Perpendicular to Rift, Wet (psi)	1064



