















SPECIFICATIONS

	GEOLOGY	
	TYPE	Quartzitic Sandstone (Mica-Schist Quartz)
	PATTERN	Tight-fit 1:1
	HEIGHTS	1" - 2"
	LENGTHS	Thin Veneer Only: 6" - 20" (Crated or Palletized Material can exceed 20")
	DEPTHS	3/4" to 1-1/4"
	COLORS	Brown, Buff, Gray-Grey, Silver, Tan
	COVERAGE	Available in thin veneer only.
	WEIGHT	12.2 lbs per square foot
	FLATS	5 Sq/Ft Bag, 10 Sq/Ft Box 90 & 150 Sq/Ft Crates (bagged) 180 Sq/Ft Crate (bulk)
	CORNERS	5 Ln/Ft Bag, 10 Ln/Ft Box 100 Ln/Ft Crate (bagged) 100 Ln/Ft Crate (bulk)
	NOTES	While Supplies Last - Call for Availability Packaged assuming a tight-fit. Please review Corners Installation PDF document.

ASTM C-97

Water Absorption %	.9
Bulk Specific Gravity	

ASTM C-170

Parallel to Rift, Dry (psi)	18175
Parallel to Rift, Wet (psi)	31470
Perpendicular to Rift, Dry (psi)	
Perpendicular to Rift, Wet (psi)	

ASTM C-99

Parallel to Rift, Dry (psi)	5584
Parallel to Rift, Wet (psi)	5502

ASTM C-880

Perpendicular to Rift, Dry (psi)	3984
Perpendicular to Rift, Wet (psi)	1064



GOLD QUARRY
 ANSI/NSC 373-2013
 C0290908-101



GOLD FABRICATOR
 ANSI/NSC 373-2013
 C0289215-101