















SPECIFICATIONS

	GEOLOGY	Sandstone
	TYPE	
	PATTERN	Coursed, 1:1 ("brick" pattern)
	HEIGHTS	2 1/4" (2.25")
	LENGTHS	7 5/8" +/- 1/8" (7.625" +/- .125")
	DEPTHS	.5" - .375" (1/2" - 3/8")
	COLORS	Buff, tan, mocha, warm hues
	COVERAGE	
	WEIGHT	8
	FLATS	14, 120, 240 square feet
	CORNERS	10, 110 linear feet
	NOTES	Natural stone "thin brick".

ASTM C-97

Water Absorption %
Bulk Specific Gravity

ASTM C-170

Parallel to Rift, Dry (psi)
Parallel to Rift, Wet (psi)
Perpendicular to Rift, Dry (psi)
Perpendicular to Rift, Wet (psi)

ASTM C-99

Parallel to Rift, Dry (psi)
Parallel to Rift, Wet (psi)

ASTM C-880

Perpendicular to Rift, Dry (psi)
Perpendicular to Rift, Wet (psi)



GOLD QUARRY
ANSI/NSC 373-2013
C0290908-101



GOLD FABRICATOR
ANSI/NSC 373-2013
C0289215-101