















SPECIFICATIONS

| | | |
|--|-----------------|--|
|  | GEOLOGY | Limestone |
|  | TYPE | Tumbled |
|  | PATTERN | 2:1 Random Ashlar |
|  | HEIGHTS | 2"-10" |
|  | LENGTHS | Thin Veneer: 6" - 20" (Crated material can exceed 20") |
|  | DEPTHS | 3/4" to 1-1/4" |
|  | COLORS | Buff, Gray-Grey, Tan |
|  | COVERAGE | |
|  | WEIGHT | 12.8 lbs per square foot |
|  | FLATS | 10 s/f Box, 100 s/f Crate, 180 s/f Crate |
|  | CORNERS | 10 l/f Box, 100 l/f Crate |
|  | NOTES | |

ASTM C-97

| |
|-----------------------|
| Water Absorption % |
| Bulk Specific Gravity |

ASTM C-170

| |
|----------------------------------|
| Parallel to Rift, Dry (psi) |
| Parallel to Rift, Wet (psi) |
| Perpendicular to Rift, Dry (psi) |
| Perpendicular to Rift, Wet (psi) |

ASTM C-99

| |
|-----------------------------|
| Parallel to Rift, Dry (psi) |
| Parallel to Rift, Wet (psi) |

ASTM C-880

| |
|----------------------------------|
| Perpendicular to Rift, Dry (psi) |
| Perpendicular to Rift, Wet (psi) |

