















SPECIFICATIONS

| | | |
|--|-----------------|---|
|  | GEOLOGY | Sandstone |
|  | TYPE | Flagstone |
|  | PATTERN | Mosaic |
|  | HEIGHTS | Random, 12" - 18" irregular |
|  | LENGTHS | Random, 12" - 18" irregular |
|  | DEPTHS | 1.5" - 2.25" |
|  | COLORS | Broad spectrum of warm hues including buff, tan, brown, chocolate, caramel. |
|  | COVERAGE | 70 - 80 square feet per ton |
|  | WEIGHT | 25 - 28 lbs per square foot |
|  | FLATS | |
|  | CORNERS | N/A |
|  | NOTES | Smaller than full-flagstone sizes, steppers present a convenient landscape solution for winding paths and patios. 70 - 80 Square Feet Per Ton Full-Pallets Only |

ASTM C-97

| |
|-----------------------|
| Water Absorption % |
| Bulk Specific Gravity |

ASTM C-170

| |
|----------------------------------|
| Parallel to Rift, Dry (psi) |
| Parallel to Rift, Wet (psi) |
| Perpendicular to Rift, Dry (psi) |
| Perpendicular to Rift, Wet (psi) |

ASTM C-99

| |
|-----------------------------|
| Parallel to Rift, Dry (psi) |
| Parallel to Rift, Wet (psi) |

ASTM C-880

| |
|----------------------------------|
| Perpendicular to Rift, Dry (psi) |
| Perpendicular to Rift, Wet (psi) |

